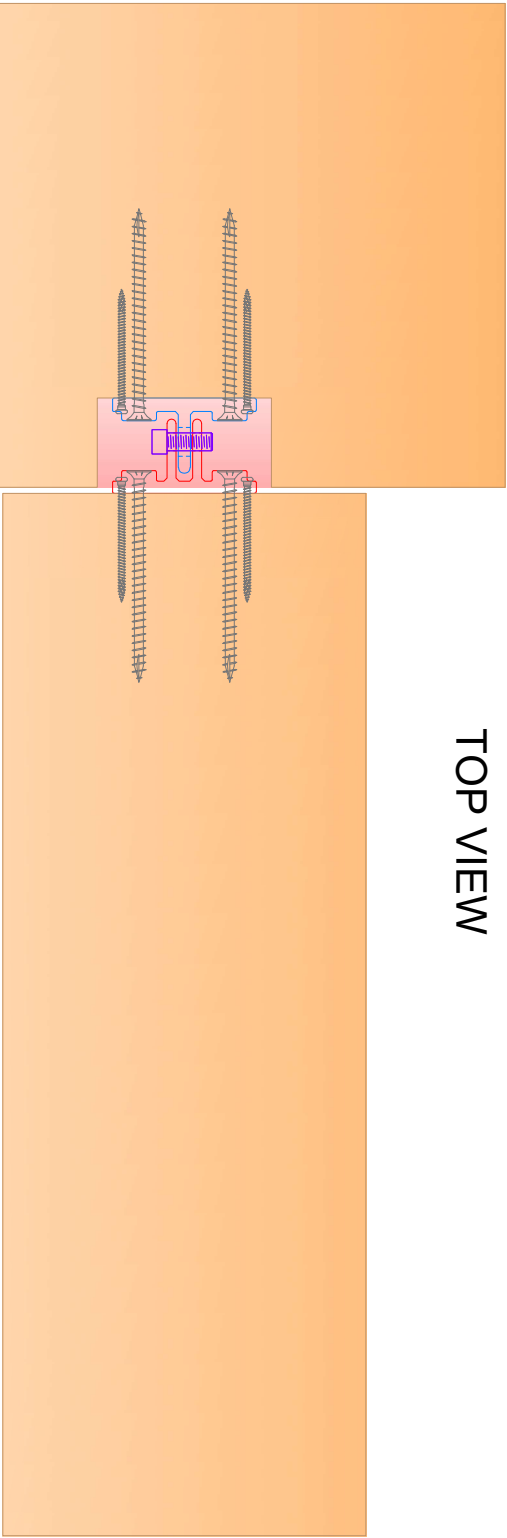


3. HIDDEN CONNECTION ON HEADER | INCLINED VGS SCREWS ON JOIST


3C. HVG HIDDEN CONNECTION ON HEADER | JVG ON JOIST  
TOP DOWN



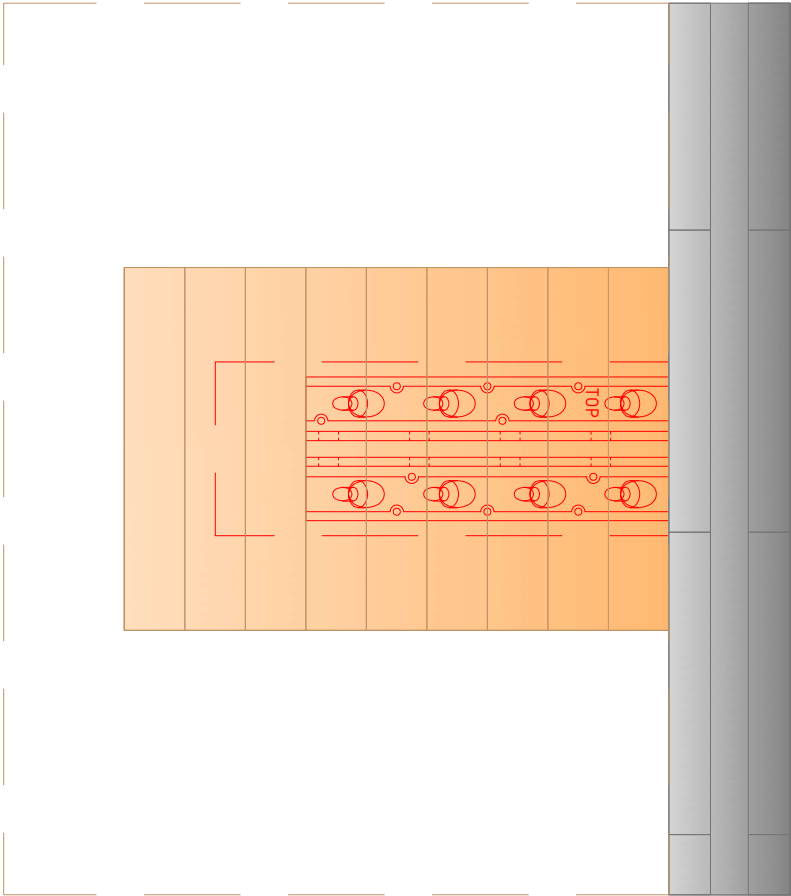
TOP VIEW

SCREWS (NOT INCLUDED)	
TYPE	CODE
BEAM CONNECTOR - HEADER	ALUMEGA240HVG
INCLINED SCREWS - HEADER	VGS9x160÷240+JIGVGS9
POSITIONING SCREWS	LBSHEVO 5x80÷120
BEAM CONNECTOR - JOIST	ALUMEGA240JVG
INCLINED SCREWS - JOIST	VGS9x160÷240+JIGVGS9
POSITIONING SCREWS	LBSHEVO 5x80÷120
FASTENING	MEGABOLT

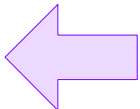
SIDE VIEW



FRONT VIEW



TOP DOWN INSTALLATION



Object:	ALUMEGA				Rev:	01	Date:	22.01.2026	Object:	Technical connection details	
	ALUMEGA240										
Product code:				Author:	A.G.	Check:	A.D.P.	Approval:	A.D.P.		
doc. ref. no:  3C - ALUMEGA240_HVG-JVG				Signature:				Scale:	1: 5	Language:	en